



Independent Auditor's Report

To the Members of AMBITION TIE-UP PVT LTD

Report on the Standalone Financial Statements

We have audited the accompanying standalone financial statements of M/s AMBITION TIE-UP PVT LTD ('the Company'), which comprise the balance sheet as at 31st March, 2023 and the statement of profit and loss for the year then ended, and a summary of significant accounting policies and other explanatory information.

In our opinion and to the best of our information and according to the explanations given to us, the aforesaid standalone financial statements give the information required by the Companies Act, 2013 ("the Act") in the manner so required and give a true and fair view in conformity with the accounting principles generally accepted in India, of the state of affairs of the Company as at 31st March, 2023 and its profit & Loss Statement for the year ended on that date.

Basis of Opinion

We conducted our audit in accordance with the Standards on Auditing (SAs) specified under section 143(10) of the Companies Act, 2013. Our responsibilities under those Standards are further described in the Auditor's Responsibilities for the Audit of the Financial Statements section of our report. We are independent of the Company in accordance with the Code of Ethics issued by the Institute of Chartered Accountants of India (ICAI) together with the ethical requirements that are relevant to our audit of the financial statements under the provisions of the Companies Act, 2013 and the Rules there under, and we have fulfilled our other ethical responsibilities in accordance with these requirements and the ICAI's Code of Ethics. We believe that the audit evidence we have obtained is sufficient and appropriate to provide a basis for our opinion.

Key Audit Matters

Key audit matters are those matters that, in our professional judgment, were of most significance in our audit of the financial statements of the current period. These matters were addressed in the context of our audit of the financial statements as a whole, and in forming our opinion thereon, and we do not provide a separate opinion on these matters.

Reporting of key audit matters as per SA 701, Key Audit Matters are not applicable to the Company as it is an unlisted company.

Information other than the financial statements and auditors' report thereon

The Company's board of directors is responsible for the preparation of the other information. The other information comprises the information included in the Board's Report including Annexures to Board's Report, Business Responsibility Report but does not include the financial statements and our auditor's report thereon.

Our opinion on the financial statements does not cover the other information and we do not express any form of assurance conclusion thereon.





In connection with our audit of the financial statements, our responsibility is to read the other information and, in doing so, consider whether the other information is materially inconsistent with the standalone financial statements or our knowledge obtained during the course of our audit or otherwise appears to be materially misstated.

Management's Responsibility for the Standalone Financial Statements

The Company's Board of Directors is responsible for the matters stated in Section 134(5) of the Companies Act, 2013 ("the Act") with respect to the preparation and presentation of these standalone financial statements that give a true and fair view of the financial position, financial performance and cash flows of the Company in accordance with the accounting principles generally accepted in India, including the Accounting Standards specified under Section 133 of the Act. This responsibility also includes maintenance of adequate accounting records in accordance with the provisions of the Act for safeguarding the assets of the Company and for preventing and detecting frauds and other irregularities; selection and application of appropriate accounting policies; making judgments and estimates that are reasonable and prudent; and design, implementation and maintenance of adequate internal financial controls, that were operating effectively for ensuring the accuracy and completeness of the accounting records, relevant to the preparation and presentation of the financial statements that give a true and fair view and are free from material misstatement, whether due to fraud or error.

In preparing the financial statements, management is responsible for assessing the Company's ability to continue as a going concern, disclosing, as applicable, matters related to going concern and using the going concern basis of accounting unless management either intends to liquidate the Company or to cease operations, or has no realistic alternative but to do so.

Those Board of Directors are also responsible for overseeing the company's financial reporting process.

Auditor's Responsibility

Our objectives are to obtain reasonable assurance about whether the financial statements as a whole are free from material misstatement, whether due to fraud or error, and to issue an auditor's report that includes our opinion. Reasonable assurance is a high level of assurance, but is not a guarantee that an audit conducted in accordance with SAs will always detect a material misstatement when it exists. Misstatements can arise from fraud or error and are considered material if, individually or in the aggregate, they could reasonably be expected to influence the economic decisions of users taken on the basis of these financial statements.

As part of an audit in accordance with SAs, we exercise professional judgment and maintain professional skepticism throughout the audit. We also:

- Identify and assess the risks of material misstatement of the financial statements, whether due to fraud or error, design and perform audit procedures responsive to those risks, and obtain audit evidence that is
- * sufficient and appropriate to provide a basis for our opinion. The risk of not detecting a material misstatement resulting from fraud is higher than for one resulting from error, as fraud may involve collusion, forgery, intentional omissions, misrepresentations, or the override of internal control.





- * Obtain an understanding of internal control relevant to the audit in order to design audit procedures that are appropriate in the circumstances. Under section 143(3)(i) of the Companies Act, 2013, we are also responsible for expressing our opinion on whether the company has adequate internal financial controls system in place and the operating effectiveness of such controls
- * Evaluate the appropriateness of accounting policies used and the reasonableness of accounting estimates and related disclosures made by management.

- * Conclude on the appropriateness of management's use of the going concern basis of accounting and, based on the audit evidence obtained, whether a material uncertainty exists related to events or conditions that may cast significant doubt on the Company's ability to continue as a going concern. If we conclude that a material uncertainty exists, we are required to draw attention in our auditor's report to the related disclosures in the financial statements or, if such disclosures are inadequate, to modify our opinion. Our conclusions are based on the audit evidence obtained up to the date of our auditor's report. However, future events or conditions may cause the Company to cease to continue as a going concern.

- * Evaluate the overall presentation, structure and content of the financial statements, including the disclosures, and whether the financial statements represent the underlying transactions and events in a manner that achieves fair presentation.

We communicate with those charged with governance regarding, among other matters, the planned scope and timing of the audit and significant audit findings, including any significant deficiencies in internal control that we identify during our audit.

We also provide those charged with governance with a statement that we have complied with relevant ethical requirements regarding independence, and to communicate with them all relationships and other matters that may reasonably be thought to bear on our independence, and where applicable, related safeguards.

From the matters communicated with those charged with governance, we determine those matters that were of most significance in the audit of the financial statements of the current period and are therefore the key audit matters. We describe these matters in our auditor's report unless law or regulation precludes public disclosure about the matter or when, in extremely rare circumstances, we determine that a matter should not be communicated in our report because the adverse consequences of doing so would reasonably be expected to outweigh the public interest benefits of such communication.

Report on Other Legal and Regulatory Requirements

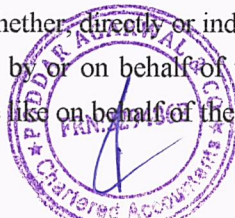
1. This Report does not include a statement on the matter specified in the Companies (Auditor's Report) Order, 2020 ("the Order") issued by the Central Government of India in terms of sub-section (11) of section 143 of the Act, since in our opinion and according to the information and explanation given to us, the said order is not applicable to the company.





2. *As required by Section 143 (3) of the Act, we report that:*

- (a) we have sought and obtained all the information and explanations which to the best of our knowledge and belief were necessary for the purposes of our audit.
- (b) in our opinion proper books of account as required by law have been kept by the Company so far as it appears from our examination of those books;
- (c) the balance sheet and the statement of profit and loss dealt with by this Report are in agreement with the books of account;
- (d) in our opinion, the aforesaid standalone financial statements comply with the Accounting Standards specified under Section 133 of the Act, read with Rule 7 of the Companies (Accounts) Rules, 2014;
- (e) on the basis of the written representations received from the directors as on 31st March, 2023 taken on record by the Board of Directors, none of the directors is disqualified as on 31st March, 2023 from being appointed as a director in terms of Section 164 (2) of the Act; and
- (f) The report does not include auditor's report specified U/s 143(3)(i) of the Companies Act, 2013, issued by the Central government regarding adequacy of internal financial control system of the company under audit and its operating effectiveness vide Notification No.G.S.R. 464(E) dated 5th June, 2015 as amended on 13th June 2017.
- (g) with respect to the other matters to be included in the Auditor's Report in accordance with Rule 11 of the Companies (Audit and Auditors) Rules, 2014, in our opinion and to the best of our information and according to the explanations given to us:
 - (i) the Company does not have any pending litigations which would impact its financial position ;
 - (ii) the Company did not have any long term contract including derivatives contract for which there were any material foreseeable losses; and
 - (iii) there were no amounts, required to be transferred, to the Investor Education and Protection Fund by the Company.
 - (iv) (a) The Management has represented that, to the best of its knowledge and belief, no funds (which are material either individually or in the aggregate) have been advanced or loaned or invested (either from borrowed funds or share premium or any other sources or kind of funds) by the Company to or in any other person or entity, including foreign entity ("Intermediaries"), with the understanding, whether recorded in writing or otherwise, that the Intermediary shall, whether, directly or indirectly lend or invest in other persons or entities identified in any manner whatsoever by or on behalf of the Company ("Ultimate Beneficiaries") or provide any guarantee, security or the like on behalf of the Ultimate Beneficiaries;
 - (b) The Management has represented, that, to the best of its knowledge and belief, no funds (which are material either individually or in the aggregate) have been received by the Company from any person or entity, including foreign entity ("Funding Parties"), with the understanding, whether recorded in writing or otherwise, that the Company shall, whether, directly or indirectly, lend or invest in other persons or entities identified in any manner whatsoever by or on behalf of the Funding Party ("Ultimate beneficiaries") or provide any guarantee, security or the like on behalf of the Ultimate Beneficiaries;





PODDAR AGARWAL & CO.
Chartered Accountants

ADDRESS: RGM, 8/79, ASWINI NAGAR,
2ND FLOOR, BEHIND CALCUTTA PUBLIC
SCHOOL, JORAMANDIR, KOLKATA-700 059
CONTACT: 9883760030 / 9331926937
Email: poddaragarwalandco@gmail.com

- (c) Based on the audit procedures that have been considered reasonable and appropriate in the circumstances, nothing has come to our notice that has caused us to believe that the representations under sub-clause (i) and (ii) of Rule 11(e), as provided under (a) and (b) above, contain any material misstatement
- (v) The Board of Director have not proposed any Interim or Final Dividend for the year which is subject to approval of members in accordance to section 123 of the act as applicable.

Poddar Agarwal & Co.
Chartered Accountants
FRN : 329486E

Pravin Poddar
Partner

Date : 29/08/2023
Place : Kolkata

Membership No. :300906
UDIN : 23300906BGZFWQ2575

AMBITION TIE-UP PVT LTD

158 LENIN SARANI 3RD FLOOR, ROOM NO 7B KOLKATA, WB 700013 IN

CIN : U51109WB2006PTC107374

Standalone Balance Sheet as on 31st March, 2023

| PARTICULARS | Note No. | Figures As At 31/03/2023 (Amount in Thousands.) | Figures As At 31/03/2022 (Amount in Thousands.) |
|--|----------|--|--|
| I. EQUITY AND LIABILITIES | | | |
| (1) SHAREHOLDERS' FUNDS | | | |
| (a) Share Capital | 2 | 1540.00 | 1540.00 |
| (b) Reserves & Surplus | 3 | 34495.91 | 22495.54 |
| TOTAL EQUITY | | 36035.91 | 24035.54 |
| (2) SHARE APPLICATION MONEY RECEIVED PENDING FOR ALLOTMENT | | | |
| (3) NON-CURRENT LIABILITIES | | | |
| (a) Long Term Borrowings | 4 | - | 946.03 |
| (b) Deferred Tax Liability (Net) | 10.2 | - | - |
| TOTAL NON-CURRENT LIABILITY | | - | 946.03 |
| (4) CURRENT LIABILITIES | | | |
| (a) Short-Term Borrowings | 5 | - | - |
| (b) Trade Payables | 6 | - | - |
| (A) Total outstanding dues of micro enterprises and small enterprises | | - | - |
| (B) Total outstanding dues of creditors other than micro enterprises and small enterprises | | - | - |
| (c) Other Current Liabilities | 7 | 12714.26 | 27.78 |
| (d) Short Term Provision | 8 | 1697.48 | 0.00 |
| TOTAL CURRENT LIABILITY | | 14411.75 | 27.78 |
| TOTAL (1 TO 4) | | 50447.66 | 25009.35 |
| II. ASSETS | | | |
| (1) NON-CURRENT ASSETS | | | |
| (a) Property, Plant and Equipment & Intangible Assets | | | |
| (i) Property, Plant and Equipment | 9.1 | - | - |
| (ii) Intangible Assets | 9.2 | - | - |
| (b) Non Current Investments | 11 | 41011.81 | 20966.81 |
| (c) Deferred Tax Assets (Net) | 10.1 | - | - |
| (d) Long Term Loans & Advances | 12 | 3880.00 | 3880.00 |
| (e) Other Non - Current Assets | 13 | - | - |
| TOTAL NON-CURRENT ASSETS | | 44891.81 | 24846.81 |
| (2) CURRENT ASSETS | | | |
| (a) Current Investments | 14 | 0.00 | - |
| (b) Inventory | 15 | - | - |
| (c) Trade Receivable | 16 | - | - |
| (d) Cash & Cash Equivalents | 17 | 827.75 | 162.53 |
| (e) Short term Loans & Advances | 18 | - | - |
| (f) Other Current Assets | 19 | 4728.10 | - |
| TOTAL CURRENT ASSETS | | 5555.85 | 162.53 |
| TOTAL (1 TO 2) | | 50447.66 | 25009.35 |
| Notes to Financial Statements | 2-29 | - | - |
| Significant Accounting Policies | 1 | - | - |

As per our Report of even date.

Poddar Agarwal & Co.

Chartered Accountants

FRN : 329486E

Pravin Poddar

Partner

Membership No. 300906

UDIN : 23300906BGZFWQ2575

Date :29/08/2023

Place :Kolkata

For and on behalf of the Board

Sashi Harlalka *Pooja Harlalka*

SASHI HARLALKA

POOJA HARLALKA

Director

Director

DIN :05322761

DIN : 05326346

AMBITION TIE-UP PVT LTD

158 LENIN SARANI 3RD FLOOR, ROOM NO 7B KOLKATA, WB 700013 IN

CIN : U51109WB2006PTC107374

Standalone Profit & Loss Statement For the Year Ended 31st March, 2023

| PARTICULARS | Note No. | Figures for the Year Ended 31/03/2023 (Amount in Thousands.) | Figures for the Year Ended 31/03/2022 (Amount in Thousands.) |
|--|-----------|---|---|
| I) INCOME | | | |
| Revenue from Operations | 20 | - | - |
| Other Income | 21 | 13760.00 | 10.00 |
| TOTAL INCOME | | 13760.00 | 10.00 |
| II) EXPENSES | | | |
| Purchases of Stock in Trade | 22 | - | - |
| Change in Inventories | 23 | - | - |
| Employee Benefit Expenses | 24 | - | - |
| Finance Cost | 25 | - | 77.76 |
| Depreciation and Amortisation | 26 | - | - |
| Other Expenses | 27 | 62.14 | 13.35 |
| TOTAL EXPENSES | | 62.14 | 91.11 |
| III) Profit/(Loss) Before Exceptional and Extra ordinary items & Tax (I - II) | | 13697.86 | -81.11 |
| IV) Exceptional Items | | - | - |
| V) Profit/(Loss) Before Extra ordinary items & Tax (III - IV) | | 13697.86 | -81.11 |
| VI) Extra Ordinary Items | | - | - |
| VII) Profit/(Loss) Before Tax (V - VI) | | 13697.86 | -81.11 |
| VIII) Tax Expenses | | | |
| Current Tax | 28 | 1697.48 | - |
| Deferred Tax | | - | - |
| Earlier Years | | - | - |
| | | 1697.48 | 0.00 |
| IX) Profit/ (Loss) After Tax (VII - VIII) | | 12000.38 | -81.11 |
| X) Basic Earnings Per Equity | 29 | | |
| 1) Basic | | 77.92 | (0.53) |
| 2) Diluted | | 77.92 | (0.53) |
| Notes to Financial Statements Significant Accounting Policies | 2-29 1 | | |

As per our Report of even date.

Poddar Agarwal & Co.
Chartered Accountants
FRN : 329486E

Pravin Poddar
Partner



Membership No. : 300906

UDIN : 23300906BGZFWQ2575

Date :29/08/2023

Place :Kolkata

For and on behalf of the Board



SASHI HARLALKA **POOJA HARLALKA**
 Director Director
 DIN :05322761 DIN : 05326346

AMBITION TIE-UP PVT LTD

CIN : U51109WB2006PTC107374

NOTES TO AND FORMING PART OF STANDALONE BALANCE SHEET AND STATEMENT OF PROFIT AND LOSS FOR THE YEAR ENDED 31st March, 2023

CORPORATE INFORMATION

AMBITION TIE-UP PVT LTD (" Company ") is Private Limited Company incorporated under Companies Act , 1956 vide CIN : U51109WB2006PTC107374. The Company is currently engaged in the business of trading of goods.

1 SIGNIFICANT ACCOUNTING POLICIES & NOTES :

A Basis of Preparation of Financial Statements

The financial statements of the Company have been prepared in accordance with Generally Accepted Accounting Principles in India (Indian GAAP). The company has prepared these financial statements to comply in all material respects with the Accounting Standards specified under Section 133 of the Act, read with Rule 7 of the Companies (Accounts) Rules, 2014.

The accounting policies adopted in the preparation of financial statements are consistent with those of previous year, except for the change in accounting policy explained below.

All assets and liabilities have been classified as current or non-current as per the Company's normal operating cycle and other criteria set out in the Schedule III to the Companies Act, 2013. Based on the nature of products and the time between the acquisition of assets for processing and their realisation in cash and cash equivalents, the Company ascertains its operating cycle for the purpose of current/non-current classification of assets and liabilities.

B Presentation and disclosure of financial statements

During the year ended 31st March 2015, Schedule III notified under the Companies Act 2013 , has become applicable to the company, for preparation and presentation of its financial statements. The adoption of revised Schedule III does not impact recognition and measurement principles followed for preparation of financial statements. However, it has significant impact on presentation and disclosures made in the financial statements. The Company has also reclassified the previous year figures in accordance with the requirements applicable in the current year.

The schedule III allows line items, sub-line items and sub-totals to be presented as an addition or substitution on the face of the financial statements when such presentation is relevant to an understanding of the company's financial position or performance or to cater to industry/sector-specific disclosure requirements.

C Use of Estimates

The preparation of the Financial Statements in conformity with Generally Accepted Accounting Principles (GAAP) in India requires management to make estimates and assumptions that affect the reported amounts of assets and liabilities and disclosures relating to contingent liabilities as at the date of the financial statements and reported amount of income and expenses during the period. Examples of such estimates includes future obligation with respect to employees benefits, income taxes, useful lives of fixed assets etc. Although these estimates are based upon management's best knowledge of current events and actions, actual results could differ from these estimates. Difference between the actual results and estimates are recognised in the period in which the results are known / materialised.

D Revenue Recognition

Income and expenditure is recognized and accounted for on accrual basis. Revenue is recognised to the extent that it is probable that the economic benefits will flow to the company and the revenue can be reliably measured. Revenue from sale of goods is recognised on transfer of significant risks and rewards of ownership to the customer and when no significant uncertainty exists regarding realisation of the consideration. Sales are recorded net of sales returns, sales tax/VAT, cash and trade discounts.

E Miscellaneous Expenditure (To The Extent Not Written Off or Adjusted)

The amount of preliminary expenses has been written off over a period of 5 years as per the provision of Sec 35 of Income Tax Act, 1961.

F Property, Plant And Equipment & Intangible Assets

The Property, Plant and Equipment & Intangible Assets are stated at cost, less accumulated depreciation and impairment ,if any. Direct costs are capitalised until such assets are not put to use.

G Depreciation and Amortisation

Depreciation on Property, Plant and Equipments is provided on the straight-line method over the useful life of assets estimated by the Management. Depreciation for assets purchased/ sold during a period is proportionately charged.



AMBITION TIE-UP PVT LTD

CIN : U51109WB2006PTC107374

NOTES TO AND FORMING PART OF STANDALONE BALANCE SHEET AND STATEMENT OF PROFIT AND LOSS FOR THE YEAR ENDED 31st March, 2023

H Cash and cash equivalents

Cash and cash equivalents for the purposes of cash flow statement comprises cash at bank and in hand and short-term investments with an original maturity of three months or less.

I Provision For Current And Deferred Tax

Provision for current Income Tax and Wealth Tax are made after taking into consideration benefits admissible under the provisions of the Income Tax Act, 1961. Deferred Tax resulting from "timing difference" between book and taxable profit is accounted for using the tax rates and laws that are enacted or substantively enacted as on the balance sheet date. The deferred tax asset is recognised and carried forward only to the extent that there is a reasonable certainty that sufficient future taxable income will be available against which such deferred tax asset can be realized.

Deferred income taxes reflect the impact of timing differences between taxable income and accounting income originating during the current year and reversal of timing differences for the earlier years. Deferred tax is measured using the tax rates and the tax laws enacted or substantively enacted at the reporting date.

J Investments

Investments, which are readily realizable and intended to be held for not more than one year from the date on which such investments are made, are classified as Current Investments. All other investments are classified as Long Term Investments. On initial recognition, all investments are measured at cost. The cost comprises purchase price and directly attributable acquisition charges such as brokerage, fees and duties. Both current investments and long term investments are carried in the financial statements at cost. On disposal of an investment, the difference between its carrying amount and net disposal proceeds is charged or credited to the statement of profit and loss.

K Current Assets, Loans & Advances

In the opinion of the Board and to the best of its knowledge and belief the value on realisation of current assets in the ordinary course of business would not be less than the amount at which they are stated in the Balance Sheet and repayable on demand.

L Recognition of Income & Expenditure

Income and expenditure is recognized and accounted for on accrual basis. Revenue is recognised to the extent that it is probable that the economic benefits will flow to the company and the revenue can be reliably measured. Revenue from sale of goods is recognised on transfer of significant risks and rewards of ownership to the customer and when no significant uncertainty exists regarding realisation of the consideration. Sales are recorded net of cash and trade discounts.

M Foreign Exchange Gain/(Loss)

During the year the company has not recognised any Foreign Exchange Gain or Loss.

N Related Party Transactions

As per Accounting Standard 18, notified in the companies Rules 2006, the disclosure of Related Party Transaction is as per Annexure III

O Title deeds of immovable property not held in the name of the company:

The Company does not have any Immovable Property.

P Revaluation of Property, Plant and Equipment:

The Company does not have any Property, Plant and Equipments.

Q Loans and Advances in the nature of loan repayable on demand or without specifying the terms or period of repayment:

The Company has not granted any Loans & Advances in the nature of Loans to its promoters, directors, KMPs and the related parties (as defined under Companies Act 2013,) either severally or jointly with any other person

| Type of Borrower | Amount of Loan or advance in the nature of loan outstanding | Percentage to the total Loans & Advances in the nature of loans |
|------------------|---|---|
| Promotor | - | - |
| Director | - | - |
| KMP | - | - |
| Related Parties | - | - |

R Benami Property held:


There is no proceeding have been initiated or pending against the company for holding any benami property under the Benami Transaction (Prohibition) Act , 1988 (45 of 1988) and the rules made thereunder.

S Working Capital Limits From Banks/Fis On The Basis Of Security Of Current Assets

The Company has no borrowings from the banks or financial institutions on the basis of current assets.

T Wilful Defaulter

The company is not declared wilful defaulter by any bank or financial Institution or other lender.



AMBITION TIE-UP PVT LTD

CIN : U51109WB2006PTC107374

NOTES TO AND FORMING PART OF STANDALONE BALANCE SHEET AND STATEMENT OF PROFIT AND LOSS FOR THE YEAR ENDED 31st March, 2023

U Relationship With Struck Off Companies

The company has no transaction with companies struck off under section 248 of the companies Act 2013 or section 560 of Companies Act 1956.

V Registration of Charge or Satisfaction With Registrar of Companies

The company has no charge or satisfaction yet to be registered with Registrar of Companies.

W Compliance with Number of Layers of companies

The company has no Subsidiary therefore provisions prescribed under clause (87) of section 2 of the Act read with Companies (Restriction on numbers of Layers) Rules , 2017 not applicable to us.

X Compliance with Approved Scheme(s) of Arrangements

During the year under review, the company has not made any application for Scheme of Arrangement. Accordingly, no approval from the Competent Authority in terms of Section 230 to 237 of the Companies Act, 2013 is required to be obtained by the company.

Y Undisclosed Income

The Company has no such transaction not recorded in the books of account that has been surrendered or disclosed as income during the year in the tax assessment under the Income Tax Act,1961.

Z Details of Crypto Currency or Virtual Currency

The company has not traded or invested in Crypto currency or Virtual Currency during the financial year.

AA Provision, Contingent Liabilities, and Contingent Assets

Provisions involving substantial degree of estimation in measurement are recognised when there is a present obligation as a result of past events and it is probable that there will be an outflow of resources.

Contingent Liabilities are not recognised but are disclosed in the notes. Contingent Assets are neither recognised nor disclosed in the financial statements.

AB Ratio

The ratios for the years ended 31st March, 2023 and 31st March, 2022 are as follows :

| Sr. No. | Particulars | Numerator | Denominator | As at | | Variance (in %) |
|---------|----------------------------------|-------------------------------------|------------------------------|------------|------------|-----------------|
| | | | | 31/03/2023 | 31/03/2022 | |
| a) | Current Ratio | Current Assets | Current Liabilities | 0.39 | 5.85 | (93.41) |
| b) | Debt-Equity Ratio | Total Debt | Shareholder's Equity | - | - | - |
| c) | Debt Service Coverage Ratio | Earnings available for Debt Service | Debt Service | - | (0.00) | - |
| d) | Return on Equity Ratio | Net Profits after Taxes | Average Shareholder's Equity | 0.40 | (0.0033) | 12,331.41 |
| e) | Inventory Turnover Ratio | Cost of Goods Sold | Average Value of Inventory | - | - | - |
| f) | Trade Receivables Turnover Ratio | Net Credit Sales | Average Trade Receivable | - | - | - |
| g) | Trade Payables Turnover Ratio | Net Credit Purchase | Average Trade Payables | - | - | - |
| h) | Net Capital Turnover Ratio | Revenue | Working Capital | - | - | - |
| i) | Net Profit Ratio | Net Profit | Revenue | - | - | - |
| j) | Return on Capital Employed | Earning before Interest and Taxes | Capital Employed | 0.38 | (0.0001) | 2,83,560.23 |
| k) | Return on Investment | Income Generated from Investments | Average Investments | 0.59 | (0.01) | 7,664.33 |

Ration Variance > 25%

Remarks

- | | | |
|----|----------------------------|---|
| a) | Current Ratio | Current Assets has decreased |
| b) | Return on Equity Ratio | Net Profits after Taxes has increased |
| c) | Return on Capital Employed | Earning before Interest and Taxes has increased |
| d) | Return on Investment | Income Generated from Investments has increased |



AMBITION TIE-UP PVT LTD

CIN : U51109WB2006PTC107374

NOTES TO AND FORMING PART OF STANDALONE BALANCE SHEET AND STATEMENT OF PROFIT AND LOSS FOR THE YEAR ENDED 31st
March, 2023

AC Earning Per Share

The Company reports Basic and Diluted earnings per equity share in accordance with the Accounting Standard - 20 on Earning Per Share. In determining earning per share, the Company considers the net profit after tax and includes the post tax effect of any extraordinary/exceptional items. The number of shares used in computing basic earning per share is the weighted average number of equity shares outstanding during the period. The number of shares used in computing diluted earning per share comprises the weighted average number of equity shares that would have been issued on the conversion of all potential equity shares. Dilutive potential equity shares have been deemed converted as of the beginning of the period, unless issued at a later date.

AD Employee Benefit Expenses :

Provision for Leave Encashment are made on Cash Basis.

AE Previous Year Figures

The Company has reclassified, rearranged and regrouped the previous year figures in accordance with the requirements applicable in the current year.

For and on behalf of the Board

Sashi Harlalka

SASHI HARLALKA

Director

DIN : 05322761

Pooja Harlalka

POOJA HARLALKA

Director

DIN : 05326346

In terms of our report of even date

Poddar Agarwal & Co.

Chartered Accountants

FRN : 329486E



Pravin Poddar

Partner

Membership No. : 300906

UDIN : 23300906BGZFWQ2575

Date : 29/08/2023

Place : Kolkata

AMBITION TIE-UP PVT LTD

CIN : U51109WB2006PTC107374

NOTES TO STANDALONE FINANCIAL STATEMENTS

2 (a)

| Particulars | As at 31/03/2023 | | As at 31/03/2022 | | |
|---|--|-----------------------------------|------------------------|-----------------------------------|--------------------------|
| | (Nos.) | (Amount in Thousands.) | (Nos.) | (Amount in Thousands.) | |
| (a) Authorized Share Capital | | | | | |
| Equity Shares of Rs. 10/- each | 1,55,000 | 1550.00 | 1,55,000 | 1550.00 | |
| | 1,55,000 | 1550.00 | 1,55,000 | 1550.00 | |
| (b) Issued, Subscribed & Fully Paid-up Capital | | | | | |
| Equity Shares of Rs. 10/- each | 1,54,000 | 1540.00 | 1,54,000 | 1540.00 | |
| | 1,54,000 | 1540.00 | 1,54,000 | 1540.00 | |
| (c) Reconciliation of Equity shares outstanding at the beginning and at the end of the financial year | | | | | |
| | As at 31/03/2023 | | As at 31/03/2022 | | |
| | Quantity (Nos.) | Amount (Amount in Thousands.) | Quantity (Nos.) | Amount (Amount in Thousands.) | |
| Balance at the beginning of the financial year | 1,54,000 | 1,540.00 | 1,54,000 | 1,540.00 | |
| Allotment during the financial year | - | - | - | - | |
| Balance at the end of the financial year | 1,54,000 | 1,540.00 | 1,54,000 | 1,540.00 | |
| (d) Shareholders holding more than 5% of Equity Share Capital | | | | | |
| | As at 31/03/2023 | | As at 31/03/2022 | | |
| | (Nos) | (%) | (Nos) | (%) | |
| (i) Reliable Suppliers | 76,950 | 49.97% | 76,950 | 49.97% | |
| (ii) Gravity Investment | 76,950 | 49.97% | 76,950 | 49.97% | |
| (e) Shares held by promoters at the end of the year | | | | | |
| | Shares held by Promoters | | | | % Change during the year |
| | As at 31st March, 2023 | | As at 31st March, 2022 | | |
| | No of Shares | % of Total Shares | No of Shares | % of Total Shares | |
| (i) Reliable Suppliers | 76950 | 49.97% | 76950 | 49.97% | 0.00% |
| (ii) Gravity Investment | 76950 | 49.97% | 76950 | 49.97% | 0.00% |
| (iii) Pooja Harlalka | 100 | 0.06% | 100 | 0.06% | 0.00% |
| Total | 154000 | 100.00% | 154000 | 100.00% | 0.00% |
| As Per Records of the company including its register of members and other declarations received from the shareholders regarding beneficial interest , the above shareholders represents legal ownership of shares | | | | | |
| (f) | The Company has only one class of share referred to as Equity Shares having a par value of Rs.10/- Each holder of equity shares is entitled to one vote per share. Any shareholder whose name is entered in the Registrar of Members of the company shall enjoy the same rights and be subject to the same liabilities as all other shareholders of the same class. In the event of Winding up of the Company, Equity Shareholders will be entitled to receive remaining assets of the Company, after distribution of all preferential amounts. For the said purpose, the liquidator may set such value as he deems fair upon any property to be divided and may determine how such division shall be carried out between the members. | | | | |



AMBITION TIE-UP PVT LTD

U51109WB2006PTC107374

Annexure III

NOTES TO AND FORMING PART OF STANDALONE BALANCE SHEET AND STATEMENT OF PROFIT AND LOSS FOR THE YEAR ENDED 31st March, 2023

| (a) RELATED PARTY DISCLOSURES | |
|---|--|
| List of Related Parties | |
| | Name of related parties with whom transactions have taken place during the year: |
| (i) Key Management Personnel | Sashi Harlalka Pooja Harlalka |
| (ii) Enterprise where control exists | Apsara Selections Ltd Gretex Corporate Services Limited Gretex Share Broking Private Limited |
| (iii) Relatives of Key Management Personnel | |
| (iv) Other Related Parties | |

| (b) Transactions with Related Parties | Related Parties | | | | | | Amount (Rs. In Thousand) | | |
|--|-----------------|--------------------|-----------|---------------------------------|---------|---------------------------------------|--------------------------|----------------------|---------|
| | Particulars | Key Mgm. Personnel | | Enterprise where control exists | | Relatives of Key Management Personnel | | Balances Outstanding | |
| | | 2022-23 | 2021-22 | 2022-23 | 2021-22 | 2022-23 | 2021-22 | 2022-23 | 2021-22 |
| Sale/ (Purchase) of Equity Shares | | | | | | | | | |
| Gretex Share Broking Services (P) Ltd | - | - | 13860.00 | - | - | - | 4728.10 | - | |
| Apsara Selection | | | -20145.00 | - | - | - | - | - | |
| Unsecured Loan Taken | | | | | | | | | |
| Gretex Share Broking Private Limited | | | - | | | | - | 946.03 | |
| Repayment of Unsecured Loan | | | | | | | | | |
| Gretex Share Broking Private Limited | | | | | | | 0.00 | 0.00 | |
| Apsara Selection Limited | | | 7505.00 | | | | -12640.00 | | |
| Taken of Loan & Advance | | | | | | | | | |
| Gretex Share Broking Private Limited | | | -9810.87 | | | | | | |
| Given Loan & Advance | | | | | | | | | |
| Gretex Share Broking Private Limited | | | 15485.00 | | | | | | |
| Reimbursement of Expenses | | | | | | | | | |
| Gretex Corporate Services Limited | - | - | 0.67 | 1.20 | | | - | - | |
| Reimbursement of Income | | | | | | | | | |
| Gretex Corporate Services Limited | - | - | 0.67 | - | | | - | - | |

| (c) List of Holding, Subsidiary & Associate Company | |
|---|---|
| -Holding Company | NIL |
| -Subsidiary Company | NIL |
| -Associate Company | i) Afterlink Infra Projects Pvt. Ltd. ii) Sankhu Merchandise Pvt. Ltd. |

(d) There is no adjustment required to be made to the profits or loss for complying with ICDS notified u/s 145(2) of Income tax Act'1961.

Poddar Agarwal & Co.
Chartered Accountants
FRN : 329486E

Pravin Poddar
Partner
Membership No. : 300906
UDIN : 23300906BGZFWQ2575



For and on behalf of the Board

Sashi Harlalka
SASHI HARLALKA
(Director)
DIN : 05322761

Pooja Harlalka
POOJA HARLALKA
(Director)
DIN : 05326346

Date :29/08/2023
Place: Kolkata

AMBITION TIE-UP PVT LTD

CIN : U51109WB2006PTC107374

3 Reserves & Surplus

| Particulars | Figures as at 31/03/2023 <i>(Amount in Thousands.)</i> | Figures as at 31/03/2022 <i>(Amount in Thousands.)</i> |
|---|--|--|
| (a) General Reserve | | |
| Add: Transfer from profit & Loss A/c | - | - |
| Sub-Total | - | - |
| (b) Securities Premium Account | | |
| Balance as per last account | 27360.00 | 27360.00 |
| Add: Premium Received on Issue of shares | - | - |
| Sub-Total | 27360.00 | 27360.00 |
| (c) Surplus in Profit & Loss Statement | | |
| Balance as per last account | -4864.46 | -4783.36 |
| Add: Transfer from Profit & Loss Statement | 12000.38 | -81.11 |
| Less: Proposed Dividend | - | - |
| Sub-Total | 7135.91 | -4864.46 |
| Total (a to c) | 34495.91 | 22495.54 |

4 Long Term Borrowings

| Particulars | Figures as at 31/03/2023 <i>(Amount in Thousands.)</i> | Figures as at 31/03/2022 <i>(Amount in Thousands.)</i> |
|-----------------------------|--|--|
| (a) Loan from Related Party | - | 946.03 |
| | - | 946.03 |

5 Short-Term Borrowings

| Particulars | Figures as at 31/03/2023 <i>(Amount in Thousands.)</i> | Figures as at 31/03/2022 <i>(Amount in Thousands.)</i> |
|-----------------------------|--|--|
| (a) Loan from Related Party | - | - |
| (b) Loan from Other's | - | - |
| | - | - |

6 Trade Payables

| Particulars | Figures as at 31/03/2023 <i>(Amount in Thousands.)</i> | Figures as at 31/03/2022 <i>(Amount in Thousands.)</i> |
|--|--|--|
| (a) Outstanding dues of micro enterprises and small enterprises | - | - |
| (b) Outstanding dues of creditors other than micro enterprises and small enterprises | - | - |
| Total Trade Payable | - | - |

(i) Ageing schedule for trade payables outstanding as at 31st March, 2023 is as follows

| Particulars | Outstanding for following periods from the date of payments | | | | | Total (Amount in Thousands.) |
|--|---|-------------------|------------------|------------------|-------------------|-------------------------------|
| | Less than 6 month | 6 Month to 1 year | 1 year to 2 year | 2 year to 3 year | More then 3 years | |
| (i) Undisputed Trade Payables - MSME | - | - | - | - | - | - |
| (ii) Undisputed Trade Payables - Other | - | - | - | - | - | - |
| (iii) Disputed Trade Payables- MSME | - | - | - | - | - | - |
| (iv) Disputed Trade Payables - Other | - | - | - | - | - | - |
| | | | | | | - |
| | | | | | | #REF! |

(ii) Ageing for trade Payables outstanding as at 31st March, 2022 is as follows

| Particulars | Outstanding for following periods from the date of payments | | | | | Total (Amount in Thousands.) |
|--|---|-------------------|------------------|------------------|-------------------|-------------------------------|
| | Less than 6 month | 6 Month to 1 year | 1 year to 2 year | 2 year to 3 year | More then 3 years | |
| (i) Undisputed Trade Payables - MSME | - | - | - | - | - | - |
| (ii) Undisputed Trade Payables - Other | - | - | - | - | - | - |
| (iii) Disputed Trade Payables- MSME | - | - | - | - | - | - |
| (iv) Disputed Trade Payables - Other | - | - | - | - | - | - |
| | | | | | | - |

7 Other Current Liabilities

| Particulars | Figures as at 31/03/2023 <i>(Amount in Thousands.)</i> | Figures as at 31/03/2022 <i>(Amount in Thousands.)</i> |
|------------------------|--|--|
| (a) Audit Fees Payable | 25.90 | 20.00 |
| (c) Other Liabilities | 12688.36 | 7.78 |
| | 12714.26 | 27.78 |



AMBITION TIE-UP PVT LTD

CIN : U51109WB2006PTC107374

8 Short Term Provision

| Particulars | Figures as at 31/03/2023 <i>(Amount in Thousands.)</i> | Figures as at 31/03/2022 <i>(Amount in Thousands.)</i> |
|------------------------------|---|---|
| (a) Provision for Income Tax | 1697.48 | 0.00 |
| | 1697.48 | 0.00 |

9 Property Plant & Equipment and Intangible Assets

| Particulars | Figures as at 31/03/2023 <i>(Amount in Thousands.)</i> | Figures as at 31/03/2022 <i>(Amount in Thousands.)</i> |
|--------------------------------|---|---|
| (1) Property Plant & Equipment | - | - |
| (2) Intangible Assets | - | - |
| | - | - |

10 Deferred Tax

| Particulars | Figures as at 31/03/2023 <i>(Amount in Thousands.)</i> | Figures as at 31/03/2022 <i>(Amount in Thousands.)</i> |
|----------------------------------|---|---|
| (1) Deferred Tax Assets (Net) | - | - |
| (2) Deferred Tax Liability (Net) | - | - |
| | - | - |

11 Non Current Investments

| Particulars | Figures as at 31/03/2023 <i>(Amount in Thousands.)</i> | Figures as at 31/03/2022 <i>(Amount in Thousands.)</i> |
|--|---|---|
| (a) Investments In Equity Share (At Cost) | | |
| Quoted : | | |
| Gretex Industries Limited (3,48,000 Shares @ 5.91 each) [Market Value Rs. 93,09,000] | 2056.36 | 2056.36 |
| Kashiram Jain & Co. Limited (100 Shares @ 10.50 each) [Market Value RS. 1050] | 1.05 | 1.05 |
| Unquoted : | | |
| Afterlink Infraprojects Private Limited (50,000 Shares @ 10 each) | 500.00 | 500.00 |
| Apsara Selections Limited (50,000 shares @ 10 each) | 500.00 | 500.00 |
| Sankhu Merchandise Private Llimited (96230 Shares @ 77.26 each) | 7434.50 | 7434.50 |
| Signageus Value Advisors Pvt. Ltd. (10,000 Shares @ 10 each) | - | 100.00 |
| Gretex Share Broking Private Limited (8,61,900 Shares @ 35.41 each) | 30519.90 | 10374.90 |
| | 41011.81 | 20966.81 |

12 Long Term Loans & Advances

| Particulars | Figures as at 31/03/2023 <i>(Amount in Thousands.)</i> | Figures as at 31/03/2022 <i>(Amount in Thousands.)</i> |
|--------------------------------|---|---|
| (a) Advance to Related Parties | | |
| (b) Advance to Others | 3880.00 | 3880.00 |
| | 3880.00 | 3880.00 |

13 Other Non - Current Assets

| Particulars | Figures as at 31/03/2023 <i>(Amount in Thousands.)</i> | Figures as at 31/03/2022 <i>(Amount in Thousands.)</i> |
|------------------------------------|---|---|
| a) Preliminary Expenditure: | | |
| Opening Balance | - | - |
| Add: Addition During the year | - | - |
| Less: Written off during the year | - | - |
| | - | - |

14 Current Investments

| Particulars | Figures as at 31/03/2023 <i>(Amount in Thousands.)</i> | Figures as at 31/03/2022 <i>(Amount in Thousands.)</i> |
|---------------------------------|---|---|
| (a) Investments In Equity Share | - | - |
| | - | - |



AMBITION TIE-UP PVT LTD

CIN : U51109WB2006PTC107374

15 Inventory

| Particulars | Figures as at 31/03/2023 <i>(Amount in Thousands.)</i> | Figures as at 31/03/2022 <i>(Amount in Thousands.)</i> |
|--|---|---|
| Value of Inventories as on 31st March, 2023 at cost or Market Price which ever is Lower. | - | - |
| | - | - |

16 Trade Receivable

| Particulars | Figures as at 31/03/2023 <i>(Amount in Thousands.)</i> | Figures as at 31/03/2022 <i>(Amount in Thousands.)</i> |
|--------------------------------|---|---|
| (a) Secured, considered good | - | - |
| (b) Unsecured, considered good | - | - |
| (c) Doubtful | - | - |
| Total Trade Receivable | - | - |

(i) Ageing for trade receivable outstanding as at 31st March, 2023 is as follows

| Particulars | Outstanding for following periods from the date of payments | | | | | Total (Amount in Thousands.) |
|--|---|----------------------|---------------------|---------------------|-------------------|----------------------------------|
| | Less then 6 month | 6 Month to 1 year | 1 year to 2 year | 2 year to 3 year | More then 3 years | |
| (i) Undisputed Trade receivables- considered good | - | - | - | - | - | - |
| (ii) Undisputed Trade receivables- considered doubtful | - | - | - | - | - | - |
| (iii) Disputed Trade receivables- considered good | - | - | - | - | - | - |
| (iv) Disputed Trade receivables- considered doubtful | - | - | - | - | - | - |
| | - | - | - | - | - | - |

(ii) Ageing for trade receivable outstanding as at 31st March, 2022 is as follows

| Particulars | Outstanding for following periods from the date of payments | | | | | Total (Amount in Thousands.) |
|--|---|----------------------|---------------------|---------------------|-------------------|----------------------------------|
| | Less then 6 month | 6 Month to 1 year | 1 year to 2 year | 2 year to 3 year | More then 3 years | |
| (i) Undisputed Trade receivables- considered good | - | - | - | - | - | - |
| (ii) Undisputed Trade receivables- considered doubtful | - | - | - | - | - | - |
| (iii) Disputed Trade receivables- considered good | - | - | - | - | - | - |
| (iv) Disputed Trade receivables- considered doubtful | - | - | - | - | - | - |
| | - | - | - | - | - | - |

17 Cash & Cash Equivalents

| Particulars | Figures as at 31/03/2023 <i>(Amount in Thousands.)</i> | Figures as at 31/03/2022 <i>(Amount in Thousands.)</i> |
|---------------------|---|---|
| (a) Cash in Hand | 109.72 | 109.72 |
| (b) Balance at Bank | 718.02 | 52.81 |
| | 827.75 | 162.53 |

18 Short term Loans & Advances

| Particulars | Figures as at 31/03/2023 <i>(Amount in Thousands.)</i> | Figures as at 31/03/2022 <i>(Amount in Thousands.)</i> |
|--------------------------------|---|---|
| (a) Advance to Related Parties | - | - |
| | - | - |

19 Other Current Assets

| Particulars | Figures as at 31/03/2023 <i>(Amount in Thousands.)</i> | Figures as at 31/03/2022 <i>(Amount in Thousands.)</i> |
|--------------------------|---|---|
| (a) Other Receivable | 4728.10 | - |
| (b) GST Input Tax Credit | - | - |
| | 4728.10 | - |

In the opinion of the Board, all assets other than fixed assets and non-current investments, have a value on realization in the ordinary course of business at least equal to the amount at which they are stated in the Balance Sheet.



AMBITION TIE-UP PVT LTD

CIN : U51109WB2006PTC107374

20 Revenue from Operations

| Particulars | Year Ended 31/03/2023 | Year Ended 31/03/2022 |
|--------------------------|-------------------------------|-------------------------------|
| | <i>(Amount in Thousands.)</i> | <i>(Amount in Thousands.)</i> |
| Income From Operation | | |
| Service Charges Received | - | - |
| | - | - |

21 Other Income

| Particulars | Year Ended 31/03/2023 | Year Ended 31/03/2022 |
|--------------------------|-------------------------------|-------------------------------|
| | <i>(Amount in Thousands.)</i> | <i>(Amount in Thousands.)</i> |
| Misc Income | - | 10.00 |
| Profit on Sale of Shares | 13760.00 | - |
| | 13760.00 | 10.00 |

22 Purchases of Stock in Trade

| Particulars | Year Ended 31/03/2023 | Year Ended 31/03/2022 |
|---------------------------|-------------------------------|-------------------------------|
| | <i>(Amount in Thousands.)</i> | <i>(Amount in Thousands.)</i> |
| Purchases of Traded Goods | - | - |
| | - | - |

23 Change in Inventories

| Particulars | Year Ended 31/03/2023 | Year Ended 31/03/2022 |
|---------------------|-------------------------------|-------------------------------|
| | <i>(Amount in Thousands.)</i> | <i>(Amount in Thousands.)</i> |
| Opening Stock | - | - |
| Less: Closing Stock | - | - |
| | - | - |

24 Employee Benefit Expenses

| Particulars | Year Ended 31/03/2023 | Year Ended 31/03/2022 |
|------------------------------------|-------------------------------|-------------------------------|
| | <i>(Amount in Thousands.)</i> | <i>(Amount in Thousands.)</i> |
| Salaries, Bonus & Other Allowances | - | - |
| Stipend | - | - |
| | - | - |

25 Finance Cost

| Particulars | Year Ended 31/03/2023 | Year Ended 31/03/2022 |
|-------------------|-------------------------------|-------------------------------|
| | <i>(Amount in Thousands.)</i> | <i>(Amount in Thousands.)</i> |
| Interest Expenses | 0.00 | 77.76 |
| | 0.00 | 77.76 |

26 Depreciation and Amortisation

| Particulars | Year Ended 31/03/2023 | Year Ended 31/03/2022 |
|---------------------------------|-------------------------------|-------------------------------|
| | <i>(Amount in Thousands.)</i> | <i>(Amount in Thousands.)</i> |
| On Property, Plant & Equipments | - | - |
| On Intangible Assets | - | - |
| | - | - |



AMBITION TIE-UP PVT LTD

CIN : U51109WB2006PTC107374

27 Other Expenses

| Particulars | Year Ended 31/03/2023 | Year Ended 31/03/2022 |
|-----------------------------|--------------------------|--------------------------|
| | (Amount in Thousands.) | (Amount in Thousands.) |
| Audit Fees | 5.90 | 5.00 |
| Demat Charges | 48.36 | - |
| Filing Fees | 1.74 | 2.00 |
| General Expenses | 1.29 | - |
| Interest on TDS | 0.35 | - |
| Loss on Valuation of Shares | - | 3.45 |
| Late Filing Fees | - | 2.40 |
| Professional Fees | 4.50 | 0.50 |
| | 62.14 | 13.35 |

28 Tax Expenses

| Particulars | Year Ended 31/03/2023 | Year Ended 31/03/2022 |
|--------------------|--------------------------|--------------------------|
| | (Amount in Thousands.) | (Amount in Thousands.) |
| Current Income Tax | 1697.48 | - |
| Deffered Tax | - | - |
| | 1697.48 | - |

29 Basic Earnings Per Equity Share :

| Particulars | Year ended 31/03/2023 | Year ended 31/03/2022 |
|---|--------------------------|--------------------------|
| (A) Basic Earning Per Share | | |
| Net Profit /(Loss) attributable to Equity Shareholders (Rs. In thousand) | 12000.38 | -81.11 |
| Weighted average number of Equity Shares in issue | 154000 | 154000 |
| Basic Earning per share of Rs.10/- each in (Rs.) | 77.92 | (0.53) |
| (B) Diluted Earning Per Share | | |
| Net Profit /(Loss) attributable to Equity Shareholders (Rs. In thousand) | 12000.38 | -81.11 |
| Weighted average number of Equity Shares in Pre - issue | 154000 | 154000 |
| Add: Prospective Equity Shares(Pending for allotment) | - | - |
| | 154000 | 154000 |
| Diluted Earning per share of Rs.10/- each in (Rs.) | 77.92 | (0.53) |

As per our Report of even date.

Poddar Agarwal & Co.
Chartered Accountants
FRN : 329486E

Pravin Poddar
Partner
Membership No. : 300906
UDIN : 23300906BGZFWQ2575

For and on behalf of the Board



SASHI HARLALKA **POOJA HARLALKA**
 Director Director
 DIN : 05322761 DIN : 05326346

Date :29/08/2023

Place :Kolkata